



ITEM NO	
QUANTITY	
JOB NAME	
JOB NO	

# MONGOLIAN BARBECUE GRILL

## SPECIFICATION SHEET



Model shown: CP-MGG-GS-48 with optional casters

### AVAILABLE MODELS

- CP-MGG-GS-36
- CP-MGG-GS-42
- CP-MGG-GS-48
- CP-MGG-GS-60
- CP-MGG-GS-72
- CP-MGG-GS-84

### STANDARD FEATURES

- 14 gauge stainless steel body
- Continuous scrap trough with dump bins
- 10 gauge fully welded internal frame
- Standing pilots
- Adjustable leveling feet
- 3/4" gas connection
- Multiple heat zones with individual gas control valves
- Appropriate regulator for gas type selected
- Stainless steel cooking swords (1 pair)

### OPTIONS

- GAS SAFETY
- ROTATING GRILL PLATE
- 6" CASTER KIT
- STAINLESS STEEL SKEWERS QTY.= \_\_\_\_
- STAINLESS STEEL COOKING SWORDS QTY.= \_\_\_\_
- NATURAL GAS
- PROPANE
- GAS SAFETY

### SPECIFICATIONS

The CHAR® gas fueled Mongolian Barbecue Grill is available in six sizes and custom configurations. This unit serves as a heavy duty griddle providing cooking temperatures up to 650° F. The exterior is constructed out of 14 gauge 304 stainless steel. The perimeter has a continuous scrap trough and large scrap bins to accommodate busy kitchens. Use the optional rotating griddle top to showcase your product. This option utilizes a tested and proven industrial gear motor, this unit offers years of uninterrupted operation. The CHAR® Mongolian Barbecue Grill offers high-output for the busiest kitchens and will be the center piece of any open kitchen design.

\*\* TYPE OF GAS MUST BE SPECIFIED \*\*



CONSULTANT APPROVAL: \_\_\_\_\_

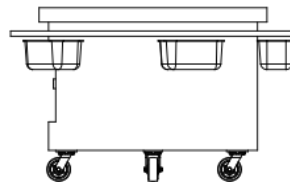
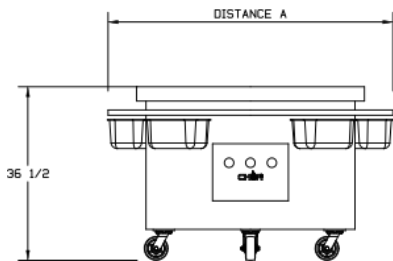
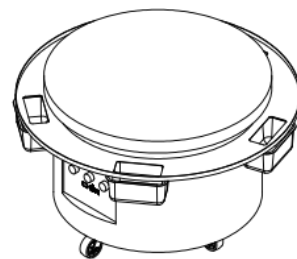
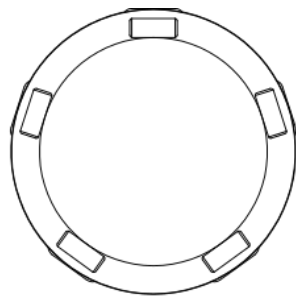
NOTES: \_\_\_\_\_

DATE: \_\_\_\_\_



APPLIANCES WITH SOUL™

MODEL #	SIZE A	FUEL LINE AFF	FUEL LINE SIZE	ELECTRIC w/ gas safety	BTU INPUT –NG	SHIPPING WEIGHT
CP-MGG-GS-36	36"	8.5"	3/4"	120V-1PH-10A	125,000	1,000
CP-MGG-GS-42	42"	8.5"	3/4"	120V-1PH-10A	128,000	1,500
CP-MGG-GS-48	48"	8.5"	3/4"	120V-1PH-10A	250,000	1,250
CP-MGG-GS-60	60"	8.5"	3/4"	120V-1PH-10A	400,000	1,700
CP-MGG-GS-72	72"	8.5"	3/4"	120V-1PH-10A	500,000	1,950
CP-MGG-GS-84	84"	8.5"	3/4"	120V-1PH-10A	580,000	2,250



### INSTALLATION INSTRUCTIONS

1. A properly sized gas line must be provided. All units are internally regulated. DO NOT DUAL REGULATE.
2. An adequate ventilation system is required for commercial use. DO NOT ATTEMPT TO OPERATE THIS EQUIPMENT WITHOUT IT.
3. Observe all local and national codes.
4. Proper combustion requires this unit to remain on casters or legs. If a curb installation is preferred, please contact CHAR® Products for information in doing so.
5. This appliance is manufactured for commercial use ONLY. It is NOT intended for residential indoor use.
6. We upgrade our products regularly and in doing so, materials, specifications, and model numbers are subject to change without notice.