



WALL/TABLE SHELVES BROCHURE

50 Ranick Drive East • Amityville, NY 11701
800-221-5644 • info@imcteddy.com
www.imcteddy.com




IMC TEDDY WALL/TABLE SHELVES

IMC wall shelves are heavy duty and can hold many different items for great organization. Many shapes and sizes are available such as "L" shaped. Standard wall shelves come solid, but louvered/slotted shelves are also available.

Table shelves are a great add-on to any worktable to maximize the space in the kitchen and to keep organized. The 2-tier table shelf gives you extra capacity for storage of common items. These shelves are durable and easy to clean.

WMS MODEL



- 18GA Type 300 Series Stainless Steel
- 2" Turn Up at Rear with 1½" Down on (3) Sides
- ½" Return at Front
- Mount to Wall with 16GA S/S Brackets (Included)
- Custom Sizes & Designs Available

USH MODEL



- 18GA Type 300 Stainless Steel
- 2" Turn Up at Rear with 1½" Down on (3) Sides
- ½" Return at Front
- Mount to Wall from Integral S/S Brackets (Included)
- Includes 2 Mop Holders & 3 Hooks for Rags

USHC MODEL



- 18GA Type 300 Series Stainless Steel
- 45° Turndown on All Sides for Stability
- Fits Snug in the Corner and is Placed Above Corner Mop Sink (FS-C)
- Mount to Wall with 16GA S/S Brackets (Included)
- Includes 3 Mop Holders & 2 Hooks for Rags
- Overall Size is 16" x 16" x 8"

WMS-L MODEL




Shown w/
Optional
Side Splashes

- 18GA Type 304 Stainless Steel
- 2" Turn Up at Rear with 1½" Down on (3) Sides
- ½" Return at Front
- Mount to Wall with 16GA S/S Brackets (Included)
- Custom Sizes & Designs Available



Contact your representatives or the factory for more information, to request a quote or to purchase our products.

WMS-T MODEL



- 16GA Type 300 Series Stainless Steel
- 1" OD Tubing
- Mount to Wall with 16GA S/S Brackets (Included)
- Custom Sizes & Designs Available

WSPR MODEL



- 18GA Type 300 Stainless Steel
- 2" Turn Up at Rear with 1½" Down on (3) Sides
- ½" Return at Front
- Under the Shelf is a ¾" x 2" Pot Rack Secured to Brackets
- Mount to Wall with 16GA S/S Brackets (Included)
- Pot Hooks Included

MVS MODEL



- 18GA Type 300 Series Stainless Steel
- 2" Turn Up at Rear with 1½" Down on (3) Sides
- ½" Return at Front
- Mount to Wall from Integral S/S Brackets (Included)

TBV MODEL



TBV-1
Single Tier Table Shelf



TBV-2
Double Tier Table Shelf



- 18GA Type 300 Series Stainless Steel Top or Shelf
- 1½" Down on (4) Sides
- Round or Square Legs with Mounting Tabs to Secure to Surface



IMC TEDDY POT RACKS

IMC Pot Racks are simply the best way to display and store your fine cookware, utensils or decorative items. Mounts on to table and accommodates all kitchens. Mount over the stove-top, sink, island, or any other desirable space in your kitchen. Maximize space as it neatly allows you to arrange your cookware to prevent stacking damage, an essential rack for any kitchen.

PRW MODEL



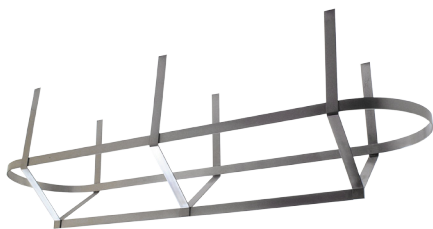
- Wall Mounted
- 18GA Type 304 Series Stainless Steel
- Pot Rack Bars Are $\frac{3}{16}$ " x 2" Stainless Steel Welded to Brackets for Mounting to Wall
- Includes Pot Hooks

PRF MODEL



- Table Mounted
- 18GA Type 304 Series Stainless Steel
- Pot Rack Bars Are $\frac{3}{16}$ " x 2" Stainless Steel Welded to $1\frac{5}{8}$ " Uprights
- Includes Pot Hooks

PRC MODEL



- 12GA Type 304 Series Stainless Steel $\frac{3}{16}$ " x 2" Brushed Finish All Edges/Sides
- Fully Welded with 12GA Hanging Bars & Sized as Required (Suggested Height: 7'-6" AFF)
- Center Support for Units over 6 ft
- Includes Pot Hooks

PRT MODEL



- 12 GA Type 304 Series Stainless Steel $\frac{3}{16}$ " x 2" Brushed Finish on All Edges & Sides
- Fully Welded with $1\frac{5}{8}$ " OD 16GA S/S Round Tube Uprights
- Specify Table Mounted or Floor Mounted
- Center Support for Units over 6 ft
- Includes Pot Hooks



Contact your representatives or the factory for more information, to request a quote or to purchase our products.



IMC is a Consultant/Designer driven manufacturer of Food Service Equipment. We welcome product recommendations and upgrade suggestions from you. Our mission is to introduce new and innovative products in food service equipment and storage/handling systems.

IMC only uses 300 series stainless steel which is recommended for high corrosion resistance and uniformity of finish. Every IMC product will perform its intended function even in the most punishing work environment.

Production begins with Laser and CNC machine work and the final product is polished to a #4 brushed satin finish. The finish has the ability to hide and blend scratches for many years. Each product is then carefully inspected and protected for delivery to the customer.

For a complete catalog or the representative nearest to you, visit www.imcteddy.com or contact us below.



50 Ranick Drive East • Amityville, NY 11701

800-221-5644 • info@imcteddy.com

www.imcteddy.com

